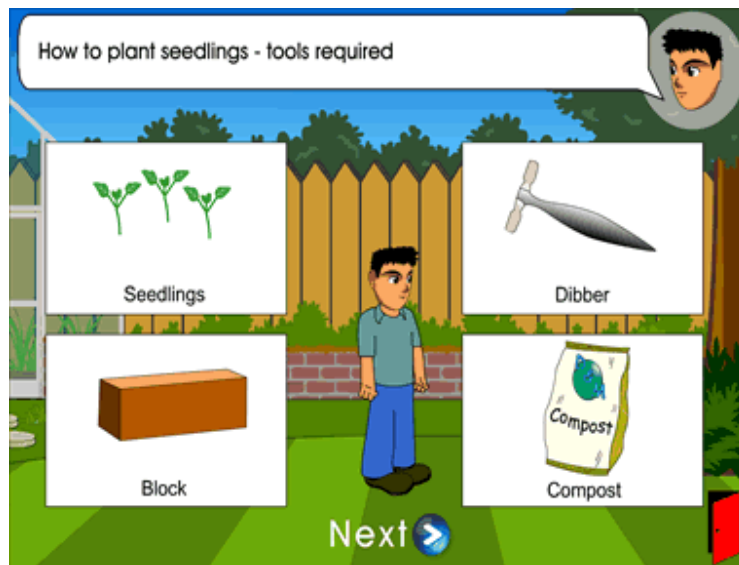


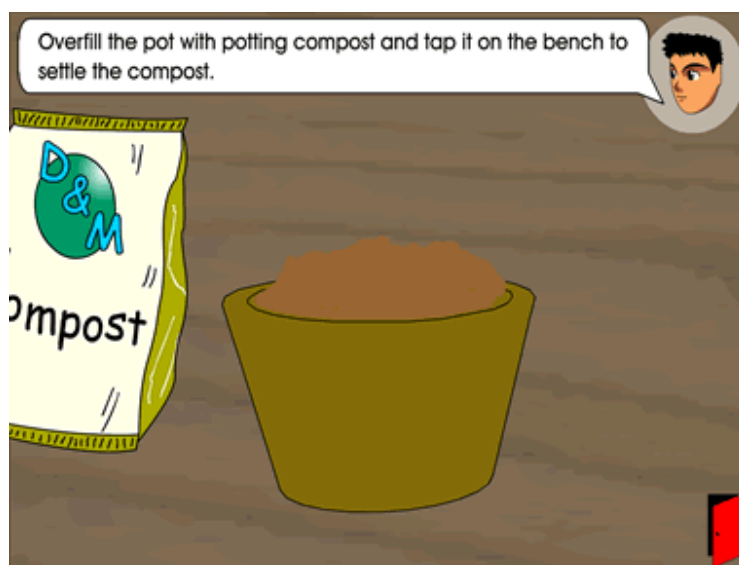
Planting Seedlings

Tools required

- Seedlings
- Block
- Dibber
- Compost



1. Overfill the pot with potting compost. Tap the pot on the bench to settle the compost.



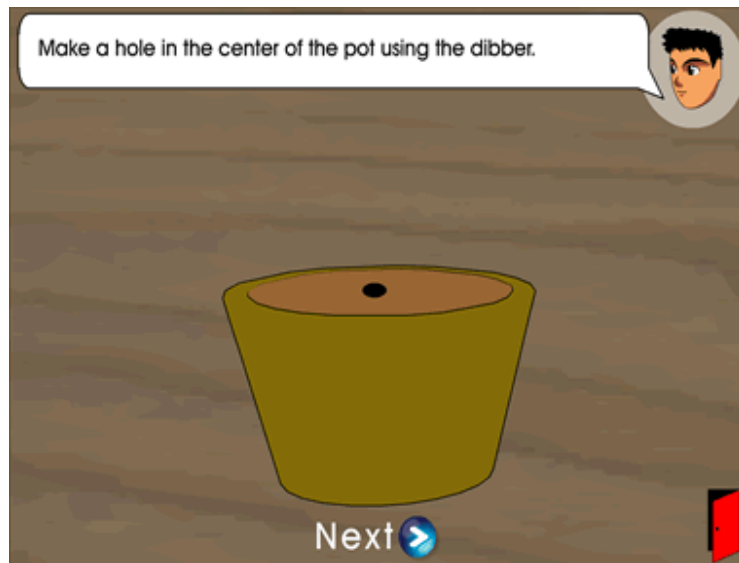
2. With a block level the surface of the compost.



3. Select a healthy seedling from the seed tray which is not too small, or damaged. Place a dibber under the roots of the seedling. Gently lift the seedling out by one leaf.



4. Make a hole in the centre of the pot using the dibber.



5. Place the seedling into the hole with the leaves just above the surface of the compost.



6. Water the pots when you have finished planting all of your seedlings.

