

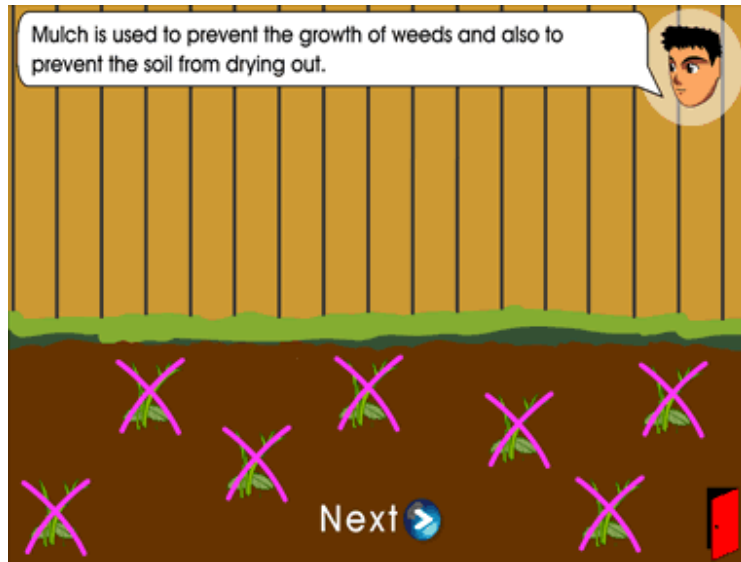
Mulching

Tools required

- Mulch - You can use compost, wood chips, gravel or manure.
- Watering can
- Hand fork or trowel




1. Mulch is used to prevent the growth of weeds and also to prevent the soil from drying out.



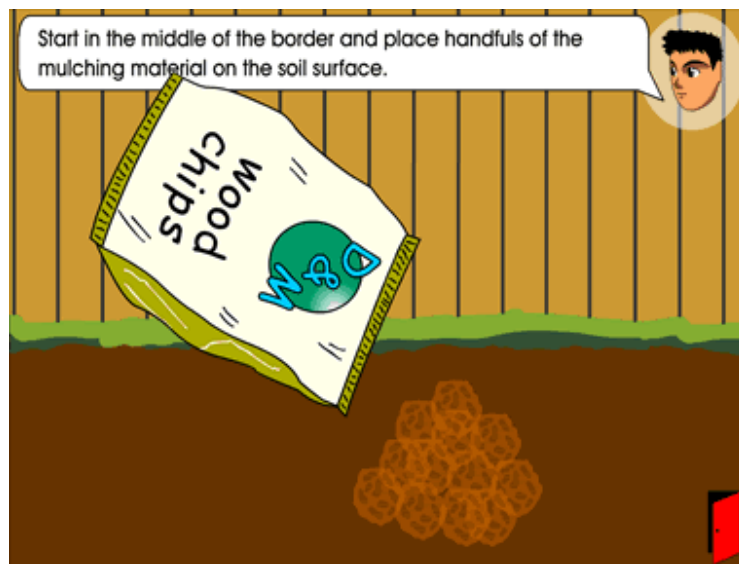
2. Remove any weeds from the area of ground to be covered with mulch.



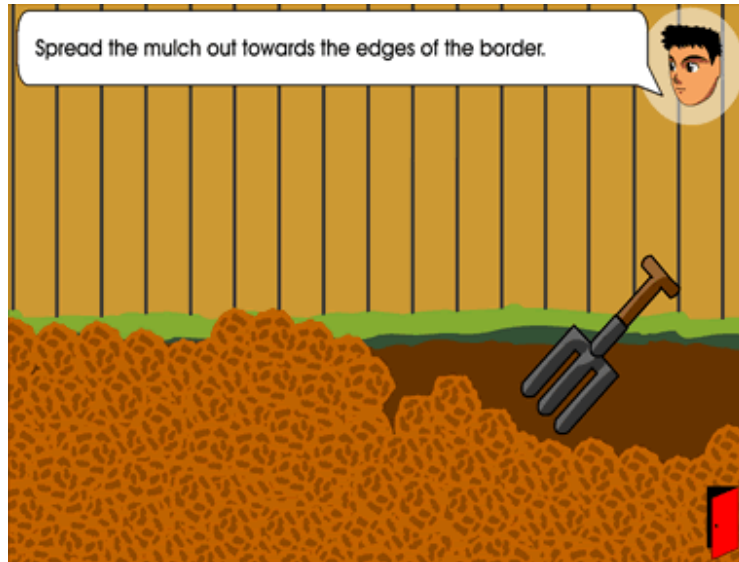
3. If the ground is dry or requires feeding - do these jobs before the mulching material is spread over the ground.




4. Start in the middle of the border and place handfuls of the mulching material on the soil surface.



5. Spread the mulch out towards the edges of the border.



6. Make sure that the mulching material does not cover the flowers and leaves of plants.



7. Remove unused mulch, leaving the soil tidy and safe.

